



ASBK.COM.AU f t i y

Round 7 : Phillip Island GP Circuit : October 12 - 14

YAMAHA MOTOR INSURANCE AUSTRALIAN SUPERBIKE CHAMPIONSHIP

Race 1

Date: 14/10/18
 Event: R07
 Weather: Mostly sunny - Temp: 22.8C
 Track: Dry - Temp: 32.9C

Started at: 11:24:59
 Laps: 12
 Starters: 31
 Printed at: 15:39

PROVISIONAL CLASSIFICATION

Pos	No	Name	Class	Machine	Laps	Race Time	Behind	Fastest Lap	On Lap	Top Speed
1	1	Josh WATERS (VIC) / Team Suzuki ECSTAR / Pirelli / Motul / Airroad / Suzuki Ins. / Suzuki Finance / PTR		Suzuki GSX-RR	12	18:43.788		1:32.503	2	303
2	47	Wayne MAXWELL (VIC) / Yamaha Racing Team		Yamaha YZF-R1	12	18:43.903	.115	1:32.224	2	299
3	21	Troy BAYLISS (QLD) / Desmosport Ducati		Ducati Final Ed.	12	18:44.422	.634	1:32.194	2	309
4	14	Glenn ALLERTON (NSW) / NextGen Motorsports / Alpine Performance		BMW S RR	12	18:54.439	10.651	1:33.016	3	298
5	25	Daniel FALZON (SA) / Yamaha Racing Team		Yamaha YZF-R1	12	18:54.585	10.797	1:32.735	2	306
6	17	Troy HERFOSS (QLD) / Penrite Honda Racing / Elite Roads / NGK / Snap On / State of Matter / Ktech		Honda CBR SP	12	18:56.173	12.385	1:32.907	3	303
7	29	Ted COLLINS (VIC) / NextGen Motorsports / Alpine Performance	R	BMW S RR	12	18:56.500	12.712	1:33.415	2	303
8	61	Arthur SISSIS (SA) / SA Demolition / Hoey Suspensions / Shogai Imports / Kenma / Castrol / Powerfone	R	Honda CBR1000	12	18:58.731	14.943	1:33.219	3	303
9	12	Matt WALTERS (NSW) / Swann Insurance		Kawasaki ZX-10R	12	19:03.784	19.996	1:33.522	2	300
10	68	Mitch LEVY (NSW) / ATR / Manshed Auctions		Yamaha YZF-R1	12	19:08.309	24.521	1:34.366	6	300
11	20	Alex PHILLIS (VIC) / Phillis Racing		Suzuki GSXR	12	19:08.743	24.955	1:34.618	2	305
12	27	Jamie STAUFFER (NSW) / DA Plumbing		Ducati P/gale R	12	19:09.977	26.189	1:33.964	2	304
13	94	Mitch REES (BOP) / Carl Cox M-sport / Mondiale Freight / Tony Rees M-cycles / Signedge / Pirelli / HJC		Honda CBR	12	19:13.844	30.056	1:34.855	6	297
14	53	Mason COOTE (VIC) / Aark Suspension & Tuning / Kabuto / Spidi / Five Gloves / Pirelli / Motul	R	Kawasaki ZX-10R	12	19:14.881	31.093	1:35.133	4	306
15	83	Kyle BUCKLEY (QLD) / Kawasaki BCperformance / Kawasaki Motors Aust. / Landscapesupplies.com.au		Kawasaki ZX-10R	12	19:15.207	31.419	1:35.198	3	301
16	183	Lachlan EPIS (NSW) / Response RE / BlueTongue Finance / Bridgestone Tyres	R	Kawasaki ZX-10R	12	19:36.381	52.593	1:35.657	3	303

Scott Laing
 Chief Time Keeper - Scott Laing

Tom Williams
 Clerk of Course - Tom Williams





ASBK.COM.AU f t i y

Round 7 : Phillip Island GP Circuit : October 12 - 14

YAMAHA MOTOR INSURANCE AUSTRALIAN SUPERBIKE CHAMPIONSHIP

Race 1

Date: 14/10/18
 Event: R07
 Weather: Mostly sunny - Temp: 22.8C
 Track: Dry - Temp: 32.9C

Started at: 11:24:59
 Laps: 12
 Starters: 31
 Printed at: 15:39

PROVISIONAL CLASSIFICATION

Pos	No	Name	Class	Machine	Laps	Race Time	Behind	Fastest Lap	On Lap	Top Speed
17	11	Philip CZAJ (VIC) / Echo Light Up / 11Motosport / Czaj Racing		Aprilia RSV4 RFW	12	19:38.368	54.580	1:36.239	4	293
18	62	Brendan MCINTYRE (NSW) / Western M-c / SEVENFRIDAY / Ric Pobjoy Racing / Motul / RK / EBC / Motoproducts		Suzuki GSX-R	12	19:40.700	56.912	1:37.413	2	293
19	168	Glenn SCOTT (NSW) / GSR Kawasaki		Kawasaki ZX-10R	12	19:41.972	58.184	1:35.252	4	306
20	98	Evan BYLES (SA) / SA M-cycles / Oriental Blend Holiday Stayz / The Bend Holiday Stay / Kawasaki		Kawasaki ZX-10R	12	19:44.650	1:00.862	1:37.335	4	294
21	77	Adam SENIOR (WA) / Senior Engineering / Pirelli / Silkolene / Cully's Yamaha / YRD / West Sliders		Yamaha YZF-R1	12	19:49.102	1:05.314	1:37.553	2	287
22	24	Matt TOOLEY (VIC) / Phillip Island Ride Days		Yamaha YZF-R1	12	19:53.258	1:09.470	1:37.015	2	291
23	74	Scott McGREGOR (VIC)		Yamaha YZF-R1	12	19:54.597	1:10.809	1:37.397	2	288
24	78	Nathan SPITERI (VIC) / Livson / RST / Repsol		Suzuki GSX-R	12	19:57.608	1:13.820	1:37.834	2	287
25	92	Patrick Jun LI (VIC) / MotoGo / Rstaichi		Yamaha YZF-R1	12	19:57.741	1:13.953	1:36.685	2	298
26	333	Yannis SHAW (NSW) / Select Fresh / Andrews Meat Industries		Kawasaki ZX-10R	12	20:02.294	1:18.506	1:37.430	2	290
27	23	Heath GRIFFIN (NSW) / Russell Symes & Co.		Ducati P/gale	12	20:06.437	1:22.649	1:39.282	3	281
28	37	Michael EDWARDS (QLD) / Northstar Yamaha		Yamaha YZF-R1	11	18:44.558	1 Lap	1:40.484	5	289
29	67	Bryan STARING (WA) / Kawasaki BCperformance / Kawasaki Motors Aust. / Landscapesupplies.com.au		Kawasaki ZX-10R	11	19:15.237	1 Lap	1:33.426	10	303
DNF	30	Mark CHIODO (VIC) / Team Suzuki ECSTAR / Pirelli / Motul / Airroad / Suzuki Ins. / Suzuki Finance / PTR	R	Suzuki GSX-RR	8	12:40.779	4 Laps	1:33.788	2	309
DNF	13	David BARKER (SA)		Kawasaki ZX-10R	6	9:54.745	6 Laps	1:37.224	2	291

Fastest Lap was 1:32.194 by Troy BAYLISS (QLD)

New race lap record for SBK class - Previous: 1:32.316 by Wayne MAXWELL (VIC) on a Honda CBR RR set on 17/10/09

Scott Laing
 Chief Time Keeper - Scott Laing

Tom Williams
 Clerk of Course - Tom Williams



www.computime.com.au
 COMPUTIME RACE TIMING SYSTEMS PTY LTD





ASBK.COM.AU f t i y

Round 7 : Phillip Island GP Circuit : October 12 - 14

YAMAHA MOTOR INSURANCE AUSTRALIAN SUPERBIKE CHAMPIONSHIP

Race 1

Date: 14/10/18
 Event: R07
 Weather: Mostly sunny - Temp: 22.8C
 Track: Dry - Temp: 32.9C

Started at: 11:24:59
 Laps: 12
 Starters: 31
 Printed at: 15:39

PROVISIONAL CLASSIFICATION

Pos	No	Name	Class	Machine	Laps	Race Time	Behind	Fastest Lap	On Lap	Top Speed
-----	----	------	-------	---------	------	-----------	--------	-------------	--------	-----------

*** Rider 24 (Matt TOOLEY (VIC)) - 10 second penalty imposed by Clerk of Course for jumped start ***

The results are provisional until the end of the time limit for protests and appeals.

Scott Laing
 Chief Time Keeper - Scott Laing

Tom Williams
 Clerk of Course - Tom Williams



www.computime.com.au
 COMPUTIME RACE TIMING SYSTEMS PTY LTD





ASBK.COM.AU f t i y

Round 7 : Phillip Island GP Circuit : October 12 - 14

YAMAHA MOTOR INSURANCE AUSTRALIAN SUPERBIKE CHAMPIONSHIP

Race 1

Date: 14/10/18
 Event: R07
 Weather: Mostly sunny - Temp: 22.8C
 Track: Dry - Temp: 32.9C

Started at: 11:24:59
 Laps: 12
 Starters: 31
 Printed at: 15:39

PROVISIONAL LAP TIMES

No	Name	Lap 1	Lap 2	Lap 3	Lap 4	Lap 5	Lap 6	Lap 7	Lap 8	Lap 9	Lap 10	Lap 11	Lap 12
1	Josh WATERS (VIC)	1:37.704	1:32.503	1:32.617	1:32.718	1:32.629	1:33.742	1:33.473	1:33.604	1:33.621	1:33.358	1:34.288	1:33.531
11	Philip CZAJ (VIC)	1:44.269	1:36.589	1:36.359	1:36.239	1:37.068	1:36.952	1:37.771	1:38.514	1:38.805	1:38.628	1:38.287	1:38.887
12	Matt WALTERS (NSW)	1:40.393	1:33.522	1:34.600	1:34.324	1:34.113	1:34.538	1:34.938	1:35.167	1:35.299	1:35.259	1:35.525	1:36.106
13	David BARKER (SA)	1:46.107	1:37.224	1:37.270	1:37.703	1:38.361	1:38.080						
14	Glenn ALLERTON (NSW)	1:39.663	1:33.211	1:33.016	1:34.341	1:33.965	1:34.474	1:34.184	1:34.530	1:34.373	1:34.285	1:34.204	1:34.193
17	Troy HERFOSS (QLD)	1:40.132	1:33.078	1:32.907	1:33.878	1:33.937	1:35.040	1:34.138	1:34.580	1:37.524	1:33.406	1:33.686	1:33.867
20	Alex PHILLIS (VIC)	1:42.599	1:34.618	1:34.647	1:35.047	1:35.429	1:35.399	1:35.609	1:35.302	1:34.744	1:35.262	1:35.044	1:35.043
21	Troy BAYLISS (QLD)	1:38.885	1:32.194	1:32.454	1:32.609	1:32.638	1:33.231	1:33.582	1:33.469	1:33.316	1:33.527	1:34.190	1:34.327
23	Heath GRIFFIN (NSW)	1:48.874	1:39.403	1:39.282	1:39.451	1:40.008	1:40.245	1:39.830	1:39.793	1:39.779	1:39.744	1:39.851	1:40.177
24	Matt TOOLEY (VIC)	1:45.622	1:37.015	1:37.954	1:38.039	1:38.032	1:38.578	1:38.404	1:37.988	1:38.102	1:37.788	1:37.910	1:37.826
25	Daniel FALZON (SA)	1:39.768	1:32.735	1:33.533	1:34.234	1:33.696	1:34.676	1:34.379	1:34.384	1:34.290	1:34.456	1:34.183	1:34.251
27	Jamie STAUFFER (NSW)	1:41.853	1:33.964	1:34.804	1:34.782	1:35.132	1:35.059	1:35.621	1:35.989	1:36.122	1:35.631	1:35.208	1:35.812
29	Ted COLLINS (VIC)	1:41.574	1:33.415	1:33.619	1:33.420	1:34.071	1:33.883	1:34.426	1:34.495	1:34.370	1:34.722	1:34.235	1:34.270
30	Mark CHIODO (VIC)	1:41.699	1:33.788	1:34.134	1:34.561	1:34.313	1:34.078	1:33.906	1:34.300				
37	Michael EDWARDS (QLD)	1:48.674	1:41.361	1:40.813	1:41.126	1:40.484	1:40.546	1:42.345	1:42.615	1:41.752	1:41.719	1:43.123	
47	Wayne MAXWELL (VIC)	1:38.138	1:32.224	1:32.609	1:32.765	1:32.581	1:33.599	1:33.365	1:33.659	1:33.697	1:33.369	1:34.341	1:33.556
53	Mason COOTE (VIC)	1:43.528	1:35.160	1:35.717	1:35.133	1:35.605	1:35.155	1:35.327	1:35.635	1:35.627	1:36.188	1:36.278	1:35.528
61	Arthur SISSIS (SA)	1:39.973	1:33.288	1:33.219	1:33.951	1:33.995	1:34.764	1:34.471	1:34.330	1:35.087	1:34.920	1:35.367	1:35.366
62	Brendan MCINTYRE	1:45.134	1:37.413	1:37.700	1:38.105	1:38.956	1:37.544	1:37.644	1:37.618	1:37.924	1:37.534	1:37.485	1:37.643

Scott Laing
 Chief Time Keeper - Scott Laing

Tom Williams
 Clerk of Course - Tom Williams





ASBK.COM.AU f t i y

Round 7 : Phillip Island GP Circuit : October 12 - 14

YAMAHA MOTOR INSURANCE AUSTRALIAN SUPERBIKE CHAMPIONSHIP

Date: 14/10/18
 Event: R07
 Weather: Mostly sunny - Temp: 22.8C
 Track: Dry - Temp: 32.9C

Race 1

Started at: 11:24:59
 Laps: 12
 Starters: 31
 Printed at: 15:39


PROVISIONAL LAP TIMES

No	Name	Lap 1	Lap 2	Lap 3	Lap 4	Lap 5	Lap 6	Lap 7	Lap 8	Lap 9	Lap 10	Lap 11	Lap 12
	(NSW)												
67	Bryan STARING	1:38.776	3:21.762	1:41.072	1:35.049	1:33.824	1:34.214	1:33.689	1:33.681	1:33.925	1:33.426	1:35.819	
	(WA)												
68	Mitch LEVY	1:42.730	1:35.182	1:35.129	1:35.422	1:35.360	1:34.366	1:35.257	1:34.757	1:34.610	1:35.148	1:35.134	1:35.214
	(NSW)												
74	Scott McGREGOR	1:47.807	1:37.397	1:38.165	1:38.457	1:38.241	1:39.646	1:38.876	1:38.933	1:38.891	1:39.123	1:40.444	1:38.617
	(VIC)												
77	Adam SENIOR	1:45.869	1:37.553	1:38.167	1:38.427	1:38.449	1:38.397	1:38.328	1:38.819	1:38.591	1:38.669	1:38.989	1:38.844
	(WA)												
78	Nathan SPITERI	1:47.140	1:37.834	1:38.883	1:39.635	1:38.700	1:39.401	1:39.541	1:39.307	1:39.299	1:39.293	1:39.275	1:39.300
	(VIC)												
83	Kyle BUCKLEY	1:42.987	1:35.411	1:35.198	1:35.326	1:35.761	1:35.445	1:35.469	1:35.830	1:35.720	1:36.106	1:36.026	1:35.928
	(QLD)												
92	Patrick Jun LI	1:45.973	1:36.685	1:41.222	1:38.592	1:37.723	1:38.795	1:38.451	1:38.590	1:39.073	1:40.010	1:40.471	1:42.156
	(VIC)												
94	Mitch REES	1:43.234	1:35.322	1:35.071	1:35.422	1:35.293	1:34.855	1:35.480	1:35.199	1:35.494	1:35.912	1:36.393	1:36.169
	(BOP)												
98	Evan BYLES (SA)	1:46.473	1:37.388	1:37.755	1:37.335	1:38.690	1:37.866	1:38.460	1:38.006	1:37.926	1:37.708	1:38.625	1:38.418
168	Glenn SCOTT	1:42.541	1:35.282	1:35.260	1:35.252	1:35.354	1:56.668	1:38.066	1:37.607	1:36.456	1:36.108	1:36.911	1:36.467
	(NSW)												
183	Lachlan EPIS	1:43.832	1:35.809	1:35.657	1:36.277	1:37.966	1:37.779	1:37.566	1:37.818	1:38.942	1:38.129	1:38.026	1:38.580
	(NSW)												
333	Yannis SHAW	1:44.882	1:37.430	1:52.923	1:38.458	1:38.734	1:38.594	1:38.352	1:38.432	1:38.753	1:38.433	1:38.992	1:38.311
	(NSW)												

*** Rider 24 (Matt TOOLEY (VIC)) - 10 second penalty imposed by Clerk of Course for jumped start ***

The results are provisional until the end of the time limit for protests and appeals.


 Chief Time Keeper - Scott Laing


 Clerk of Course - Tom Williams



www.computime.com.au
 COMPUTIME RACE TIMING SYSTEMS PTY LTD





ASBK.COM.AU f t i y

Round 7 : Phillip Island GP Circuit : October 12 - 14

YAMAHA MOTOR INSURANCE AUSTRALIAN SUPERBIKE CHAMPIONSHIP

Date: 14/10/18

Event: R07

Weather: Mostly sunny - Temp: 22.8C

Track: Dry - Temp: 32.9C

Race 1

Started at: 11:24:59

Laps: 12

Starters: 31

Printed at: 15:39

PROVISIONAL SPLIT TIMES

Lap	Split 1	Split 2	Split 3	Split 4	Lap Time	Spd	Lap	Split 1	Split 2	Split 3	Split 4	Lap Time	Spd
1 Josh WATERS (VIC) (1st)							2	23.512	28.454	18.525	26.733	1:37.224	290
1	27.683	26.668	17.636	25.717	1:37.704	219	3	23.392	28.349	18.587	26.942	1:37.270	291
2	22.131	26.804	17.737	25.831	1:32.503	298	4	23.568	28.481	18.653	27.001	1:37.703	284
3	22.114	26.800	17.755	25.948	1:32.617	297	5	23.735	28.999	18.734	26.893	1:38.361	284
4	22.218	26.831	17.689	25.980	1:32.718	296	6	23.491	28.576	18.926	27.087	1:38.080	273
5	22.198	26.765	17.724	25.942	1:32.629	295	14 Glenn ALLERTON (NSW) (4th)						
6	22.304	27.291	17.859	26.288	1:33.742	296	1	28.831	27.165	17.741	25.926	1:39.663	224
7	22.570	27.067	17.829	26.007	1:33.473	278	2	22.479	27.022	17.699	26.011	1:33.211	298
8	22.412	27.217	17.915	26.060	1:33.604	293	3	22.137	26.912	17.872	26.095	1:33.016	298
9	22.477	27.128	17.908	26.108	1:33.621	290	4	22.352	27.208	18.103	26.678	1:34.341	292
10	22.183	27.075	17.840	26.260	1:33.358	300	5	22.427	27.326	18.066	26.146	1:33.965	292
11	22.834	27.098	18.103	26.253	1:34.288	289	6	22.651	27.409	18.253	26.161	1:34.474	294
12	22.280	26.927	17.809	26.515	1:33.531	303	7	22.499	27.277	17.933	26.475	1:34.184	291
11 Philip CZAJ (VIC) (17th)							8	22.652	27.225	18.104	26.549	1:34.530	289
1	30.639	28.614	18.456	26.560	1:44.269	228	9	22.712	27.321	18.038	26.302	1:34.373	290
2	22.832	27.752	18.163	27.842	1:36.589	293	10	22.527	27.298	17.963	26.497	1:34.285	293
3	23.097	27.999	18.280	26.983	1:36.359	284	11	22.593	27.332	17.958	26.321	1:34.204	290
4	22.951	27.943	18.422	26.923	1:36.239	283	12	22.560	27.342	17.956	26.335	1:34.193	290
5	23.480	28.219	18.457	26.912	1:37.068	286	17 Troy HERFOSS (QLD) (6th)						
6	23.152	28.242	18.456	27.102	1:36.952	284	1	29.231	27.499	17.626	25.776	1:40.132	222
7	23.464	28.445	18.523	27.339	1:37.771	283	2	22.393	27.100	17.518	26.067	1:33.078	298
8	23.299	28.755	18.958	27.502	1:38.514	284	3	22.161	26.991	17.803	25.952	1:32.907	303
9	23.627	28.773	18.946	27.459	1:38.805	281	4	22.282	27.335	17.940	26.321	1:33.878	302
10	23.588	28.835	18.840	27.365	1:38.628	281	5	22.373	27.203	18.052	26.309	1:33.937	295
11	23.525	28.608	18.823	27.331	1:38.287	280	6	22.647	27.181	18.915	26.297	1:35.040	293
12	23.646	28.687	18.889	27.665	1:38.887	281	7	22.643	27.329	17.982	26.184	1:34.138	296
12 Matt WALTERS (NSW) (9th)							8	22.568	27.498	18.080	26.434	1:34.580	283
1	28.845	27.749	17.950	25.849	1:40.393	225	9	26.088	27.245	17.756	26.435	1:37.524	299
2	22.330	27.290	17.858	26.044	1:33.522	300	10	22.347	27.135	17.740	26.184	1:33.406	298
3	22.557	27.545	18.076	26.422	1:34.600	298	11	22.347	27.422	17.691	26.226	1:33.686	298
4	22.621	27.434	17.986	26.283	1:34.324	293	12	22.541	27.238	17.847	26.241	1:33.867	298
5	22.480	27.354	18.085	26.194	1:34.113	297	20 Alex PHILLIS (VIC) (11th)						
6	22.524	27.508	18.150	26.356	1:34.538	298	1	29.702	28.272	18.199	26.426	1:42.599	233
7	22.624	27.610	18.084	26.620	1:34.938	297	2	22.755	27.371	18.150	26.342	1:34.618	305
8	22.617	27.671	18.250	26.629	1:35.167	290	3	22.550	27.569	18.099	26.429	1:34.647	300
9	22.786	27.646	18.263	26.604	1:35.299	295	4	22.716	27.522	18.337	26.472	1:35.047	299
10	22.671	27.689	18.259	26.640	1:35.259	294	5	23.039	27.573	18.287	26.530	1:35.429	297
11	22.867	27.659	18.252	26.747	1:35.525	291	6	22.778	27.630	18.354	26.637	1:35.399	296
12	22.963	27.920	18.367	26.856	1:36.106	293	7	22.909	27.642	18.219	26.839	1:35.609	297
13 David BARKER (SA) (DNF)							8	22.985	27.668	18.018	26.631	1:35.302	293
1	31.290	29.316	18.400	27.101	1:46.107	233	9	22.756	27.429	18.146	26.413	1:34.744	298

Scott Laing
 Chief Time Keeper - Scott Laing

Tom Williams
 Clerk of Course - Tom Williams



Round 7 : Phillip Island GP Circuit : October 12 - 14

YAMAHA MOTOR INSURANCE AUSTRALIAN SUPERBIKE CHAMPIONSHIP

Date: 14/10/18

Event: R07

Weather: Mostly sunny - Temp: 22.8C

Track: Dry - Temp: 32.9C

Race 1

Started at: 11:24:59

Laps: 12

Starters: 31

Printed at: 15:39

PROVISIONAL SPLIT TIMES

Lap	Split 1	Split 2	Split 3	Split 4	Lap Time	Spd	Lap	Split 1	Split 2	Split 3	Split 4	Lap Time	Spd
10	22.740	27.589	18.262	26.671	1:35.262	299	12	23.562	28.286	18.544	27.434	1:37.826	280
11	22.753	27.637	18.210	26.444	1:35.044	294	25 Daniel FALZON (SA) (5th)						
12	22.722	27.457	18.263	26.601	1:35.043	298	1	28.570	27.220	18.018	25.960	1:39.768	212
21 Troy BAYLISS (QLD) (3rd)							2	<u>22.062</u>	<u>26.966</u>	<u>17.816</u>	<u>25.891</u>	<u>1:32.735</u>	306
1	28.359	27.179	<u>17.665</u>	<u>25.682</u>	1:38.885	223	3	22.258	27.337	17.904	26.034	1:33.533	293
2	<u>21.951</u>	<u>26.776</u>	17.750	25.717	<u>1:32.194</u>	309	4	22.285	27.282	18.279	26.388	1:34.234	301
3	22.063	26.810	17.738	25.843	1:32.454	302	5	22.220	27.248	18.128	26.100	1:33.696	299
4	22.144	26.980	17.705	25.780	1:32.609	301	6	22.727	27.313	18.334	26.302	1:34.676	291
5	22.095	26.883	17.780	25.880	1:32.638	303	7	22.623	27.389	17.937	26.430	1:34.379	287
6	22.247	26.996	17.965	26.023	1:33.231	301	8	22.528	27.401	18.096	26.359	1:34.384	297
7	22.640	27.347	17.696	25.899	1:33.582	273	9	22.433	27.311	18.130	26.416	1:34.290	288
8	22.351	27.217	17.951	25.950	1:33.469	298	10	22.648	27.419	18.079	26.310	1:34.456	286
9	22.169	27.099	17.919	26.129	1:33.316	301	11	22.353	27.657	18.003	26.170	1:34.183	298
10	22.186	27.092	17.834	26.415	1:33.527	298	12	22.393	27.605	18.031	26.222	1:34.251	295
11	22.497	27.305	18.159	26.229	1:34.190	293	27 Jamie STAUFFER (NSW) (12th)						
12	22.261	27.299	17.878	26.889	1:34.327	296	1	29.656	27.979	18.029	26.189	1:41.853	232
23 Heath GRIFFIN (NSW) (27th)							2	<u>22.437</u>	27.555	<u>17.837</u>	<u>26.135</u>	<u>1:33.964</u>	304
1	32.213	29.883	19.225	27.553	1:48.874	232	3	22.719	<u>27.529</u>	18.104	26.452	1:34.804	298
2	23.808	<u>28.948</u>	18.984	27.663	1:39.403	281	4	22.664	27.553	18.185	26.380	1:34.782	293
3	24.041	29.018	<u>18.814</u>	<u>27.409</u>	<u>1:39.282</u>	273	5	22.760	27.577	18.317	26.478	1:35.132	291
4	23.802	29.109	18.967	27.573	1:39.451	270	6	22.695	27.541	18.270	26.553	1:35.059	291
5	23.804	29.305	19.082	27.817	1:40.008	271	7	22.726	27.728	18.336	26.831	1:35.621	292
6	24.013	29.242	19.237	27.753	1:40.245	267	8	22.922	27.741	18.394	26.932	1:35.989	287
7	23.922	28.984	19.035	27.889	1:39.830	271	9	22.881	27.831	18.632	26.778	1:36.122	286
8	23.846	29.061	18.977	27.909	1:39.793	268	10	23.016	27.657	18.282	26.676	1:35.631	283
9	<u>23.760</u>	29.042	19.108	27.869	1:39.779	268	11	22.789	27.586	18.250	26.583	1:35.208	293
10	24.061	28.998	19.015	27.670	1:39.744	263	12	22.868	27.638	18.393	26.913	1:35.812	293
11	23.829	29.271	19.161	27.590	1:39.851	269	29 Ted COLLINS (VIC) (7th)						
12	24.011	28.967	19.207	27.992	1:40.177	269	1	29.032	28.154	17.974	26.414	1:41.574	226
24 Matt TOOLEY (VIC) (22th)							2	22.375	27.321	<u>17.733</u>	<u>25.986</u>	<u>1:33.415</u>	302
1	31.011	28.834	18.629	27.148	1:45.622	228	3	22.513	<u>27.193</u>	17.890	26.023	1:33.619	301
2	<u>23.054</u>	<u>28.210</u>	18.654	27.097	<u>1:37.015</u>	290	4	<u>22.313</u>	27.239	17.816	26.052	1:33.420	303
3	23.611	28.384	18.735	27.224	1:37.954	291	5	22.596	27.389	17.985	26.101	1:34.071	299
4	23.759	28.489	18.726	<u>27.065</u>	1:38.039	277	6	22.435	27.383	17.984	26.081	1:33.883	298
5	23.631	28.594	18.586	27.221	1:38.032	287	7	22.614	27.587	18.066	26.159	1:34.426	301
6	23.681	28.844	18.808	27.245	1:38.578	274	8	22.637	27.544	18.082	26.232	1:34.495	297
7	23.568	28.756	18.573	27.507	1:38.404	285	9	22.737	27.445	17.959	26.229	1:34.370	300
8	23.536	28.371	<u>18.515</u>	27.566	1:37.988	279	10	22.721	27.588	18.132	26.281	1:34.722	301
9	23.480	28.534	18.697	27.391	1:38.102	280	11	22.393	27.356	17.930	26.556	1:34.235	298
10	23.407	28.237	18.690	27.454	1:37.788	282	12	22.749	27.434	17.909	26.178	1:34.270	293
11	23.457	28.343	18.718	27.392	1:37.910	281							

Scott Laing
 Chief Time Keeper - Scott Laing

Tom Williams
 Clerk of Course - Tom Williams



Round 7 : Phillip Island GP Circuit : October 12 - 14

YAMAHA MOTOR INSURANCE AUSTRALIAN SUPERBIKE CHAMPIONSHIP

Date: 14/10/18

Event: R07

Weather: Mostly sunny - Temp: 22.8C

Track: Dry - Temp: 32.9C

Race 1

Started at: 11:24:59

Laps: 12

Starters: 31

Printed at: 15:39

PROVISIONAL SPLIT TIMES

Lap	Split 1	Split 2	Split 3	Split 4	Lap Time	Spd	Lap	Split 1	Split 2	Split 3	Split 4	Lap Time	Spd
30 Mark CHIODO (VIC) (DNF)							7	22.965	27.788	18.254	26.320	1:35.327	302
1	29.541	27.907	17.787	26.464	1:41.699	232	8	22.708	27.675	18.385	26.867	1:35.635	305
2	22.453	27.482	17.749	26.104	1:33.788	309	9	22.876	27.676	18.396	26.679	1:35.627	296
3	22.557	27.441	17.763	26.373	1:34.134	303	10	22.907	28.052	18.527	26.702	1:36.188	293
4	22.457	27.690	18.048	26.366	1:34.561	299	11	23.230	27.940	18.364	26.744	1:36.278	292
5	22.516	27.439	18.022	26.336	1:34.313	299	12	22.990	27.720	18.404	26.414	1:35.528	302
6	22.444	27.378	17.895	26.361	1:34.078	299	61 Arthur SISSIS (SA) (8th)						
7	22.432	27.259	17.800	26.415	1:33.906	300	1	28.751	27.569	17.823	25.830	1:39.973	222
8	22.400	27.540	17.957	26.403	1:34.300	299	2	22.373	27.070	17.919	25.926	1:33.288	303
37 Michael EDWARDS (QLD) (28th)							3	22.440	26.997	17.741	26.041	1:33.219	299
1	32.076	29.558	19.414	27.626	1:48.674	223	4	22.427	27.291	18.050	26.183	1:33.951	298
2	23.924	29.509	19.970	27.958	1:41.361	289	5	22.638	27.274	18.014	26.069	1:33.995	301
3	24.433	29.195	19.326	27.859	1:40.813	279	6	22.607	27.449	18.439	26.269	1:34.764	301
4	24.618	29.326	19.452	27.730	1:41.126	271	7	22.781	27.339	18.023	26.328	1:34.471	296
5	24.126	29.285	19.311	27.762	1:40.484	279	8	22.690	27.390	18.062	26.188	1:34.330	291
6	24.344	29.041	19.329	27.832	1:40.546	265	9	22.749	27.412	18.138	26.788	1:35.087	298
7	24.276	29.280	19.465	29.324	1:42.345	280	10	22.713	27.495	18.187	26.525	1:34.920	293
8	25.189	29.582	19.618	28.226	1:42.615	265	11	22.904	27.829	18.063	26.571	1:35.367	285
9	24.618	29.504	19.685	27.945	1:41.752	276	12	22.928	27.575	18.260	26.603	1:35.366	292
10	24.614	29.426	19.678	28.001	1:41.719	276	62 Brendan MCINTYRE (NSW) (18th)						
11	24.483	29.884	19.612	29.144	1:43.123	278	1	30.877	28.705	18.461	27.091	1:45.134	234
47 Wayne MAXWELL (VIC) (2nd)							2	23.167	28.146	18.883	27.217	1:37.413	293
1	28.200	26.703	17.578	25.657	1:38.138	216	3	23.438	28.227	18.989	27.046	1:37.700	284
2	21.935	26.834	17.724	25.731	1:32.224	298	4	23.658	28.280	18.959	27.208	1:38.105	281
3	22.103	26.832	17.785	25.889	1:32.609	298	5	23.799	29.082	19.162	26.913	1:38.956	273
4	22.187	27.000	17.721	25.857	1:32.765	298	6	23.279	28.318	18.993	26.954	1:37.544	286
5	22.162	26.895	17.707	25.817	1:32.581	297	7	23.546	28.186	18.938	26.974	1:37.644	286
6	22.189	27.338	17.863	26.209	1:33.599	296	8	23.478	28.010	19.016	27.114	1:37.618	280
7	22.277	27.169	17.769	26.150	1:33.365	291	9	23.529	28.263	19.071	27.061	1:37.924	281
8	22.367	27.168	17.924	26.200	1:33.659	292	10	23.431	28.076	18.937	27.090	1:37.534	281
9	22.618	27.260	17.856	25.963	1:33.697	292	11	23.408	28.238	18.763	27.076	1:37.485	281
10	22.465	27.011	17.822	26.071	1:33.369	299	12	23.416	28.104	18.884	27.239	1:37.643	282
11	22.629	27.397	18.078	26.237	1:34.341	293	67 Bryan STARING (WA) (29th)						
12	22.239	27.200	17.806	26.311	1:33.556	293	1	28.256	27.190	17.575	25.755	1:38.776	221
53 Mason COOTE (VIC) (14th)							2	23.373	32.697	19.805	2:05.887	3:21.762	303
1	30.363	28.432	18.441	26.292	1:43.528	229	3	29.071	27.647	18.129	26.225	1:41.072	P
2	22.615	28.080	18.194	26.271	1:35.160	304	4	22.436	27.567	18.317	26.729	1:35.049	303
3	22.922	28.052	18.330	26.413	1:35.717	306	5	22.561	27.183	17.946	26.134	1:33.824	300
4	22.752	27.787	18.289	26.305	1:35.133	301	6	22.392	27.121	17.961	26.740	1:34.214	302
5	22.908	27.863	18.373	26.461	1:35.605	302	7	22.545	27.083	17.841	26.220	1:33.689	298
6	22.806	27.621	18.327	26.401	1:35.155	300	8	22.402	27.091	17.851	26.337	1:33.681	299

Scott Laing
Chief Time Keeper - Scott Laing

Tom Williams
Clerk of Course - Tom Williams



Round 7 : Phillip Island GP Circuit : October 12 - 14

YAMAHA MOTOR INSURANCE AUSTRALIAN SUPERBIKE CHAMPIONSHIP

Date: 14/10/18

Event: R07

Weather: Mostly sunny - Temp: 22.8C

Track: Dry - Temp: 32.9C

Race 1

Started at: 11:24:59

Laps: 12

Starters: 31

Printed at: 15:39

PROVISIONAL SPLIT TIMES

Lap	Split 1	Split 2	Split 3	Split 4	Lap Time	Spd	Lap	Split 1	Split 2	Split 3	Split 4	Lap Time	Spd
9	22.418	27.094	18.013	26.400	1:33.925	299	12	23.671	28.686	18.909	27.578	1:38.844	278
10	22.459	27.049	17.786	26.132	1:33.426	298							
11	23.028	27.790	18.364	26.637	1:35.819	303							
68 Mitch LEVY (NSW) (10th)							78 Nathan SPITERI (VIC) (24th)						
1	29.798	28.302	18.138	26.492	1:42.730	228	1	31.648	29.612	18.680	27.200	1:47.140	226
2	22.722	27.846	18.225	26.389	1:35.182	292	2	23.380	28.553	18.773	27.128	1:37.834	287
3	22.625	27.974	18.017	26.513	1:35.129	296	3	23.754	28.944	18.798	27.387	1:38.883	281
4	22.834	27.949	18.119	26.520	1:35.422	289	4	23.917	28.936	19.311	27.471	1:39.635	281
5	22.844	27.873	18.208	26.435	1:35.360	293	5	23.524	28.594	19.084	27.498	1:38.700	285
6	22.592	27.546	17.960	26.268	1:34.366	300	6	23.755	29.187	19.079	27.380	1:39.401	276
7	22.574	27.838	18.071	26.774	1:35.257	295	7	23.614	28.971	19.148	27.808	1:39.541	280
8	22.765	27.548	17.984	26.460	1:34.757	289	8	23.856	28.953	18.942	27.556	1:39.307	278
9	22.396	27.652	18.151	26.411	1:34.610	290	9	23.862	28.575	19.214	27.648	1:39.299	278
10	22.504	27.775	18.239	26.630	1:35.148	289	10	23.733	28.866	18.964	27.730	1:39.293	267
11	22.766	27.563	18.207	26.598	1:35.134	286	11	23.799	28.940	19.085	27.451	1:39.275	276
12	22.598	27.698	18.154	26.764	1:35.214	289	12	23.669	28.804	18.774	28.053	1:39.300	279
74 Scott McGREGOR (VIC) (23th)							83 Kyle BUCKLEY (QLD) (15th)						
1	32.360	29.406	19.090	26.951	1:47.807	228	1	29.913	28.403	18.223	26.448	1:42.987	231
2	23.108	28.723	18.566	27.000	1:37.397	283	2	22.773	27.889	18.212	26.537	1:35.411	301
3	23.653	28.560	18.700	27.252	1:38.165	288	3	22.735	27.731	18.136	26.596	1:35.198	298
4	23.353	28.836	18.730	27.538	1:38.457	281	4	22.749	27.817	18.118	26.642	1:35.326	300
5	23.329	28.636	19.027	27.249	1:38.241	282	5	22.798	27.743	18.291	26.929	1:35.761	300
6	23.894	29.232	19.227	27.293	1:39.646	279	6	22.787	27.732	18.172	26.754	1:35.445	298
7	23.325	28.763	18.819	27.969	1:38.876	278	7	22.905	27.705	18.098	26.761	1:35.469	301
8	23.501	28.633	18.921	27.878	1:38.933	279	8	22.971	27.894	18.243	26.722	1:35.830	300
9	23.486	28.742	19.077	27.586	1:38.891	274	9	23.087	27.796	18.164	26.673	1:35.720	290
10	23.562	28.794	19.139	27.628	1:39.123	275	10	22.934	28.010	18.460	26.702	1:36.106	296
11	23.583	29.302	19.531	28.028	1:40.444	278	11	22.889	27.720	18.219	27.198	1:36.026	295
12	23.848	28.483	18.946	27.340	1:38.617	271	12	22.943	27.694	18.424	26.867	1:35.928	300
77 Adam SENIOR (WA) (21th)							92 Patrick Jun LI (VIC) (25th)						
1	31.047	29.017	18.583	27.222	1:45.869	222	1	31.151	29.178	18.440	27.204	1:45.973	225
2	23.279	28.362	18.576	27.336	1:37.553	287	2	22.875	28.304	18.511	26.995	1:36.685	298
3	23.538	28.732	18.692	27.205	1:38.167	279	3	27.221	28.440	18.504	27.057	1:41.222	290
4	23.389	28.971	18.840	27.227	1:38.427	281	4	23.126	29.505	18.800	27.161	1:38.592	293
5	23.298	28.881	18.976	27.294	1:38.449	283	5	23.140	28.685	18.841	27.057	1:37.723	292
6	23.415	28.855	18.886	27.241	1:38.397	281	6	23.514	29.081	19.102	27.098	1:38.795	290
7	23.425	28.641	18.878	27.384	1:38.328	283	7	23.288	28.881	18.979	27.303	1:38.451	290
8	23.541	28.784	19.030	27.464	1:38.819	281	8	23.287	29.017	18.925	27.361	1:38.590	290
9	23.542	28.717	18.877	27.455	1:38.591	278	9	23.480	28.950	19.113	27.530	1:39.073	289
10	23.515	28.900	18.953	27.301	1:38.669	278	10	23.637	29.438	19.223	27.712	1:40.010	286
11	23.455	28.944	19.132	27.458	1:38.989	279	11	23.614	29.580	19.362	27.915	1:40.471	285
							12	24.275	29.720	19.519	28.642	1:42.156	273

Scott Laing
 Chief Time Keeper - Scott Laing

Tom Williams
 Clerk of Course - Tom Williams





ASBK.COM.AU f t i y

Round 7 : Phillip Island GP Circuit : October 12 - 14

YAMAHA MOTOR INSURANCE AUSTRALIAN SUPERBIKE CHAMPIONSHIP

Date: 14/10/18

Event: R07

Weather: Mostly sunny - Temp: 22.8C

Track: Dry - Temp: 32.9C

Race 1

Started at: 11:24:59

Laps: 12

Starters: 31

Printed at: 15:39

PROVISIONAL SPLIT TIMES

Lap	Split 1	Split 2	Split 3	Split 4	Lap Time	Spd	Lap	Split 1	Split 2	Split 3	Split 4	Lap Time	Spd
94 Mitch REES (BOP) (13th)							8	23.004	28.482	18.966	27.155	1:37.607	301
1	30.091	28.549	18.283	26.311	1:43.234	225	9	22.978	28.053	18.559	26.866	1:36.456	298
2	22.736	27.985	18.145	26.456	1:35.322	297	10	22.895	28.143	18.295	26.775	1:36.108	299
3	22.781	27.706	18.066	26.518	1:35.071	295	11	22.939	28.361	18.709	26.902	1:36.911	300
4	22.967	27.803	18.002	26.650	1:35.422	293	12	22.992	28.078	18.299	27.098	1:36.467	299
5	22.927	27.699	18.137	26.530	1:35.293	295	183 Lachlan EPIS (NSW) (16th)						
6	22.696	27.689	17.995	26.475	1:34.855	289	1	30.198	28.322	18.588	26.724	1:43.832	235
7	22.817	28.013	17.991	26.659	1:35.480	287	2	22.695	27.952	18.300	26.862	1:35.809	303
8	22.538	27.778	18.019	26.864	1:35.199	286	3	22.800	27.805	18.351	26.701	1:35.657	298
9	22.804	27.753	18.166	26.771	1:35.494	284	4	23.112	27.876	18.529	26.760	1:36.277	298
10	22.958	27.837	18.337	26.780	1:35.912	286	5	23.603	28.480	18.739	27.144	1:37.966	298
11	22.907	28.379	18.347	26.760	1:36.393	281	6	23.307	28.341	18.776	27.355	1:37.779	294
12	22.953	28.008	18.336	26.872	1:36.169	285	7	23.401	28.111	18.867	27.187	1:37.566	294
98 Evan BYLES (SA) (20th)							8	22.961	28.060	19.168	27.629	1:37.818	300
1	31.558	29.432	18.478	27.005	1:46.473	233	9	23.615	29.048	18.895	27.384	1:38.942	291
2	23.602	28.367	18.524	26.895	1:37.388	294	10	23.494	28.397	18.952	27.286	1:38.129	292
3	23.260	28.958	18.488	27.049	1:37.755	292	11	23.655	28.486	18.686	27.199	1:38.026	293
4	23.707	28.286	18.524	26.818	1:37.335	262	12	23.610	28.604	18.912	27.454	1:38.580	293
5	23.520	29.043	19.069	27.058	1:38.690	280	333 Yannis SHAW (NSW) (26th)						
6	23.324	28.907	18.739	26.896	1:37.866	289	1	30.579	28.544	18.497	27.262	1:44.882	236
7	23.477	28.819	18.811	27.353	1:38.460	283	2	23.117	28.288	18.849	27.176	1:37.430	290
8	23.406	28.525	18.699	27.376	1:38.006	278	3	23.312	28.481	18.849	42.281	1:52.923	289
9	23.392	28.550	18.806	27.178	1:37.926	276	4	23.653	28.592	18.835	27.378	1:38.458	286
10	23.424	28.332	18.670	27.282	1:37.708	289	5	23.549	28.558	19.094	27.533	1:38.734	286
11	23.607	28.529	18.857	27.632	1:38.625	284	6	23.699	28.552	19.049	27.294	1:38.594	283
12	23.455	28.618	18.912	27.433	1:38.418	283	7	23.589	28.545	18.842	27.376	1:38.352	286
168 Glenn SCOTT (NSW) (19th)							8	23.539	28.616	18.923	27.354	1:38.432	286
1	29.396	28.487	18.162	26.496	1:42.541	231	9	23.529	28.672	19.088	27.464	1:38.753	284
2	22.664	27.994	18.222	26.402	1:35.282	306	10	23.353	28.527	18.916	27.637	1:38.433	286
3	22.627	27.953	18.141	26.539	1:35.260	304	11	23.609	28.909	19.060	27.414	1:38.992	286
4	22.738	27.756	18.164	26.594	1:35.252	305	12	23.547	28.404	18.904	27.456	1:38.311	285
5	22.889	27.847	18.089	26.529	1:35.354	303							
6	40.832	30.282	18.644	26.910	1:56.668	303							
7	23.019	28.596	18.772	27.679	1:38.066	300							

*** Rider 24 (Matt TOOLEY (VIC)) - 10 second penalty imposed by Clerk of Course for jumped start ***

The results are provisional until the end of the time limit for protests and appeals.

Scott Laing
 Chief Time Keeper - Scott Laing

Tom Williams
 Clerk of Course - Tom Williams





ASBK.COM.AU f t i y

Round 7 : Phillip Island GP Circuit : October 12 - 14

YAMAHA MOTOR INSURANCE AUSTRALIAN SUPERBIKE CHAMPIONSHIP

Date: 14/10/18

Race 1

Started at: 11:24:59

Event: R07

Laps: 12

Weather: Mostly sunny - Temp: 22.8C

Starters: 31

Track: Dry - Temp: 32.9C

Printed at: 15:39


PROVISIONAL FASTEST LAPS SEQUENCE

Lap	Race Pos	No	Name	Machine	Fastest Lap	On Lap
1	1	1	Josh WATERS (VIC)	Suzuki GSX-RR	1:37.704	1
2	1	1	Josh WATERS (VIC)	Suzuki GSX-RR	1:32.503	2
2	2	47	Wayne MAXWELL (VIC)	Yamaha YZF-R1	1:32.224	2
2	3	21	Troy BAYLISS (QLD)	Ducati Final Ed.	1:32.194	2

*** Rider 24 (Matt TOOLEY (VIC)) - 10 second penalty imposed by Clerk of Course for jumped start ***

The results are provisional until the end of the time limit for protests and appeals.


 Chief Time Keeper - Scott Laing


 Clerk of Course - Tom Williams



www.computime.com.au
 COMPUTIME RACE TIMING SYSTEMS PTY LTD



Round 7 : Phillip Island GP Circuit : October 12 - 14

YAMAHA MOTOR INSURANCE AUSTRALIAN SUPERBIKE CHAMPIONSHIP

Date: 14/10/18

Event: R07

Weather: Mostly sunny - Temp: 22.8C

Track: Dry - Temp: 32.9C

Race 1

Started at: 11:24:59

Laps: 12

Starters: 31

Printed at: 15:39

PROVISIONAL LAP SHEET

No	Lap Time	Gap	No	Lap Time	Gap	No	Lap Time	Gap	No	Lap Time	Gap	No	Lap Time	Gap
Lap 1			12	1:33.522	3.708	183	1:35.657	12.474	92	1:38.592	26.930	21	1:33.231	.098
1	1:37.704		29	1:33.415	4.782	11	1:36.359	14.393	78	1:39.635	27.950	25	1:34.676	6.729
47	1:38.138	.434	30	1:33.788	5.280	62	1:37.700	17.423	23	1:39.451	31.468	14	1:34.474	6.757
67	1:38.776	1.072	27	1:33.964	5.610	67	3:21.762	1 lap	37	1:41.126	36.432	17	1:35.040	7.059
21	1:38.885	1.181	20	1:34.618	7.010	24	1:37.954	17.767	333	1:38.458	38.151	61	1:34.764	7.277
14	1:39.663	1.959	168	1:35.282	7.616	13	1:37.270	17.777	Lap 5			29	1:33.883	8.069
25	1:39.768	2.064	68	1:35.182	7.705	77	1:38.167	18.765	1	1:32.629		12	1:34.538	9.577
61	1:39.973	2.269	83	1:35.411	8.191	98	1:37.755	18.792	47	1:32.581	.146	30	1:34.078	10.660
17	1:40.132	2.428	94	1:35.322	8.349	74	1:38.165	20.545	21	1:32.638	.609	27	1:35.059	13.681
12	1:40.393	2.689	53	1:35.160	8.481	78	1:38.883	21.033	17	1:33.937	5.761	20	1:35.399	15.826
29	1:41.574	3.870	183	1:35.809	9.434	92	1:41.222	21.056	17	1:33.937	5.761	68	1:34.366	16.276
30	1:41.699	3.995	11	1:36.589	10.651	23	1:39.282	24.735	25	1:33.696	5.795	94	1:34.855	17.284
27	1:41.853	4.149	333	1:37.430	12.105	37	1:40.813	28.024	14	1:33.965	6.025	83	1:35.445	18.215
168	1:42.541	4.837	62	1:37.413	12.340	333	1:52.923	32.411	61	1:33.995	6.255	53	1:35.155	18.385
20	1:42.599	4.895	24	1:37.015	12.430	Lap 4			29	1:34.071	7.928	183	1:37.779	25.407
68	1:42.730	5.026	92	1:36.685	12.451	1	1:32.718		12	1:34.113	8.781	11	1:36.952	25.563
83	1:42.987	5.283	13	1:37.224	13.124	47	1:32.765	.194	30	1:34.313	10.324	67	1:33.824	1 lap
94	1:43.234	5.530	77	1:37.553	13.215	21	1:32.609	.600	27	1:35.132	12.364	13	1:38.080	32.832
53	1:43.528	5.824	98	1:37.388	13.654	17	1:33.878	4.453	20	1:35.429	14.169	62	1:37.544	32.939
183	1:43.832	6.128	78	1:37.834	14.767	14	1:34.341	4.689	168	1:35.354	15.518	24	1:38.578	33.327
11	1:44.269	6.565	74	1:37.397	14.997	14	1:34.341	4.689	68	1:35.360	15.652	98	1:37.866	33.594
333	1:44.882	7.178	23	1:39.403	18.070	25	1:34.234	4.728	94	1:35.293	16.171	77	1:38.397	34.949
62	1:45.134	7.430	37	1:41.361	19.828	61	1:33.951	4.889	83	1:35.761	16.512	92	1:38.795	37.077
24	1:45.622	7.918	Lap 3			29	1:33.420	6.486	53	1:35.605	16.972	74	1:39.646	37.800
77	1:45.869	8.165	1	1:32.617		12	1:34.324	7.297	183	1:37.966	21.370	168	1:56.668	38.444
92	1:45.973	8.269	47	1:32.609	.147	30	1:34.561	8.640	11	1:37.068	22.353	78	1:39.401	39.680
13	1:46.107	8.403	21	1:32.454	.709	27	1:34.782	9.861	67	1:35.049	1 lap	23	1:40.245	45.350
98	1:46.473	8.769	14	1:33.016	3.066	20	1:35.047	11.369	24	1:38.032	28.491	333	1:38.594	49.108
78	1:47.140	9.436	25	1:33.533	3.212	168	1:35.252	12.793	13	1:38.361	28.494	37	1:40.546	51.091
74	1:47.807	10.103	17	1:32.907	3.293	68	1:35.422	12.921	62	1:38.956	29.137	Lap 7		
37	1:48.674	10.970	17	1:32.907	3.293	83	1:35.326	13.380	98	1:38.690	29.470	47	1:33.365	
23	1:48.874	11.170	61	1:33.219	3.656	94	1:35.422	13.507	77	1:38.449	30.294	1	1:33.473	.105
Lap 2			12	1:34.600	5.691	53	1:35.133	13.996	74	1:38.241	31.896	21	1:33.582	.312
1	1:32.503		29	1:33.619	5.784	183	1:36.277	16.033	92	1:37.723	32.024	14	1:34.184	7.573
47	1:32.224	.155	30	1:34.134	6.797	11	1:36.239	17.914	78	1:38.700	34.021	25	1:34.379	7.740
21	1:32.194	.872	27	1:34.804	7.797	13	1:37.703	22.762	23	1:40.008	38.847	17	1:34.138	7.829
25	1:32.735	2.296	20	1:34.647	9.040	62	1:38.105	22.810	333	1:38.734	44.256	61	1:34.471	8.380
14	1:33.211	2.667	68	1:35.129	10.217	24	1:38.039	23.088	37	1:40.484	44.287	29	1:34.426	9.127
17	1:33.078	3.003	168	1:35.260	10.259	98	1:37.335	23.409	Lap 6			12	1:34.938	11.147
61	1:33.288	3.054	83	1:35.198	10.772	77	1:38.427	24.474	1	1:33.742		30	1:33.906	11.198
			94	1:35.071	10.803	67	1:41.072	1 lap	47	1:33.599	.003	27	1:35.621	15.934
			53	1:35.717	11.581	74	1:38.457	26.284						

Scott Laing
 Chief Time Keeper - Scott Laing

Tom Williams
 Clerk of Course - Tom Williams





ASBK.COM.AU f t i y

Round 7 : Phillip Island GP Circuit : October 12 - 14

YAMAHA MOTOR INSURANCE AUSTRALIAN SUPERBIKE CHAMPIONSHIP

Date: 14/10/18
 Event: R07
 Weather: Mostly sunny - Temp: 22.8C
 Track: Dry - Temp: 32.9C

Race 1

Started at: 11:24:59
 Laps: 12
 Starters: 31
 Printed at: 15:39

PROVISIONAL LAP CHART

Grid	1	2	3	4	5	6	7	8	9	10	11	12
47	1	1	1	1	1	1	47	47	21	21	21	1
1	47	47	47	47	47	47	1	1	1	1	1	47
67	67	21	21	21	21	21	21	21	47	47	47	21
21	21	25	14	17	17	25	14	14	25	14	14	14
17	14	14	25	14	25	14	25	25	14	25	25	25
25	25	17	17	25	14	17	17	17	61	29	29	17
14	61	61	61	61	61	61	61	61	29	61	17	29
12	17	12	12	29	29	29	29	29	17	17	61	61
29	12	29	29	12	12	12	12	30	12	12	12	12
61	29	30	30	30	30	30	30	12	68	68	68	68
30	30	27	27	27	27	27	27	27	27	20	20	20
168	27	20	20	20	20	20	20	68	20	27	27	27
68	168	168	68	168	168	68	68	20	94	94	94	94
27	20	68	168	68	68	94	94	94	53	53	83	53
83	68	83	83	83	94	83	83	53	83	83	53	83
94	83	94	94	94	83	53	53	83	183	183	183	183
53	94	53	53	53	53	183	183	183	11	11	11	11
20	53	183	183	183	183	11	11	11	62	62	62	62
183	183	11	11	11	11	13	62	62	24	24	24	168
24	11	333	62	13	24	62	24	24	98	98	168	24
77	333	62	24	62	13	24	98	98	168	168	98	98
11	62	24	13	24	62	98	77	77	77	77	77	77
92	24	92	77	98	98	77	92	168	92	92	92	74
333	77	13	98	77	77	92	168	92	74	74	74	78
62	92	77	74	74	74	74	74	74	78	78	78	92
13	13	98	78	92	92	168	78	78	333	333	333	333
98	98	78	92	78	78	78	23	23	23	23	23	23
78	78	74	23	23	23	23	333	333	37	37	37	
74	74	23	37	37	333	333	37	37	67	67	67	
23	37	37	333	333	37	37	67	67				
37	23	67	67	67	67	67						

*** Rider 24 (Matt TOOLEY (VIC)) - 10 second penalty imposed by Clerk of Course for jumped start ***

The results are provisional until the end of the time limit for protests and appeals.

Scott Laing
 Chief Time Keeper - Scott Laing

Tom Williams
 Clerk of Course - Tom Williams





ASBK.COM.AU f t i y

Round 7 : Phillip Island GP Circuit : October 12 - 14

YAMAHA MOTOR INSURANCE AUSTRALIAN SUPERBIKE CHAMPIONSHIP

PROVISIONAL ROUND POINTS


YAMAHA MOTOR INSURANCE AUSTRALIAN SUPERBIKE CHAMPIONSHIP

Pos	No	Name	Machine	Rnd 7	Rnd 7	Total
				Pole	Race 1	
1	1	Josh WATERS	Suzuki		25	25
2	47	Wayne MAXWELL	Yamaha	1	20	21
3	21	Troy BAYLISS	Ducati		18	18
4	14	Glenn ALLERTON	BMW		17	17
5	25	Daniel FALZON	Yamaha		16	16
6	17	Troy HERFOSS	Honda		15	15
7	29	Ted COLLINS	BMW		14	14
8	61	Arthur SISSIS	Honda		13	13
9	12	Matt WALTERS	Kawasaki		12	12
10	68	Mitch LEVY	Yamaha		11	11
11	20	Alex PHILLIS	Suzuki		10	10
12	27	Jamie STAUFFER	Ducati		9	9
13	94	Mitch REES	Honda		8	8
14	53	Mason COOTE	Kawasaki		7	7
15	83	Kyle BUCKLEY	Kawasaki		6	6
16	183	Lachlan EPIS	Kawasaki		5	5
17	11	Phil CZAJ	Aprilia		4	4
18	62	Brendan McINTYRE	Suzuki		3	3
19	168	Glenn SCOTT	Kawasaki		2	2
20	98	Evan BYLES	Kawasaki		1	1

YAMAHA MOTOR INSURANCE AUSTRALIAN SUPERBIKE CHAMPIONSHIP - MANUFACTURERS

Pos	No	Name	Rnd 7	Rnd 7	Total
			Pole	Race 1	
1		Yamaha	1	47	48
2		Suzuki		38	38
3		Honda		36	36
4		Kawasaki		33	33
5		BMW		31	31
6		Ducati		27	27
7		Aprilia		4	4


 Chief Time Keeper - Scott Laing


 Clerk of Course - Tom Williams



www.computime.com.au
COMPUTIME RACE TIMING SYSTEMS PTY LTD

